








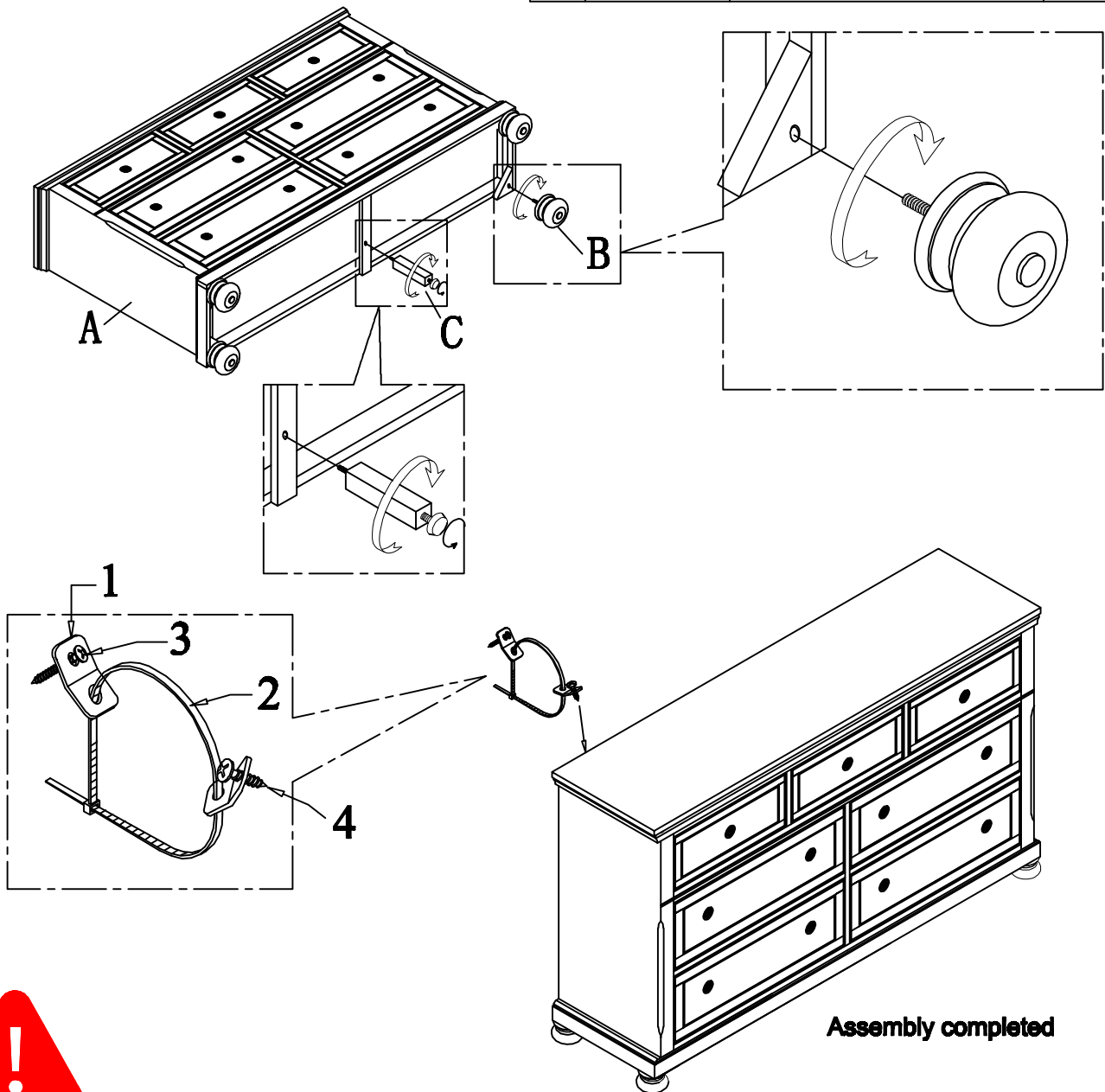


Assembly Instruction

ITEM: #2159-5 DRESSER

NO.	Parts list	Q' TY
A	 Cabinet	1PC
B	 Leg	4PCS
C	 Support Leg	1PC

NO.	ANTI-TIPPING HARDWARE PACK	Q' TY
1	 Bracket	2PCS
2	 Tie Wrap	1PC
3	 Long Screw	1PC
4	 Short Screw	1PC



For items use on wooden floor, hard surfaces or carpets, it is recommended to install protective pads under all legs and supports to avoid/prevent from damages/scratches and discoloration.

MADE IN VIETNAM