








ASSEMBLY INSTRUCTION

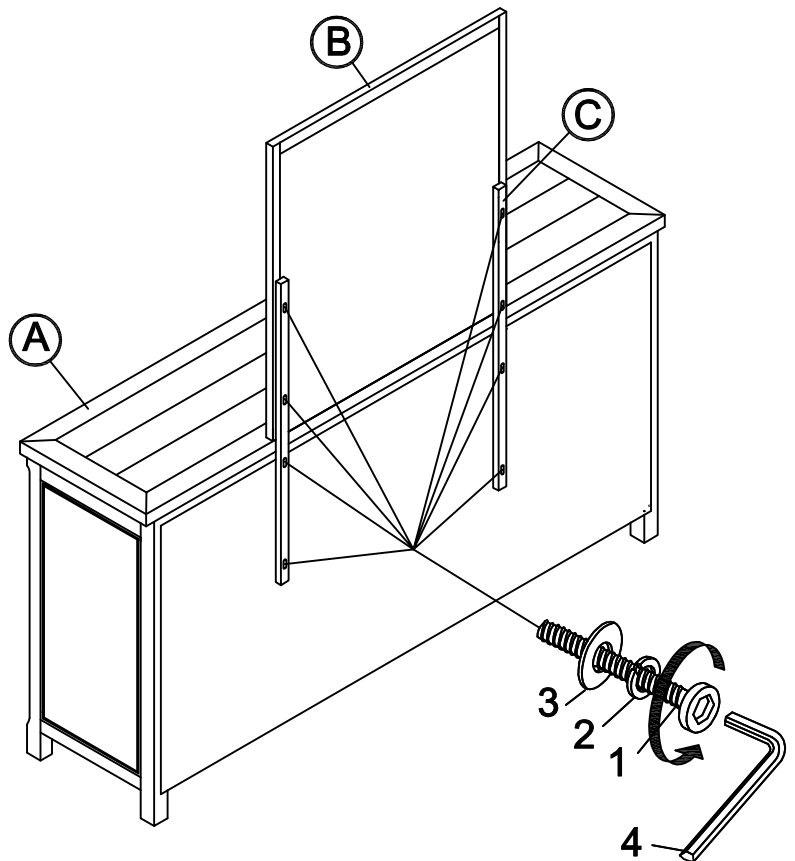

ITEM NO: 1458 - 6 MIRROR

Thank you for purchasing this quality product. Be sure to check all packing material carefully for small parts that may have come loose inside the carton during shipment.

PART LIST			
NO.	Description	Sketch	Q'ty
A	DRESSER		1PC
B	MIRROR		1PC
C	SUPPORT		1PC

HARDWARE LISTS				
NO.	Description	Sketch	Size	Q'ty
1	BOLT		1/4"*38mm	8PCS
2	SPRING WASHER		1/4"	8PCS
3	FLAT WASHER		1/4"*19mm	8PCS
4	ALLEN KEY		4mm	1PC

Step 1



Assembly completed



It is recommended to install protective pads under all legs and supports to avoid damage or scratches when placing furniture on a wood floor or other hard surface, and to limit indentation and prevent discoloration if placing on carpet.
Hardware may loosen over time. Periodically check to make sure all connections are tight. Re-tighten if necessary.

MADE IN VIETNAM