

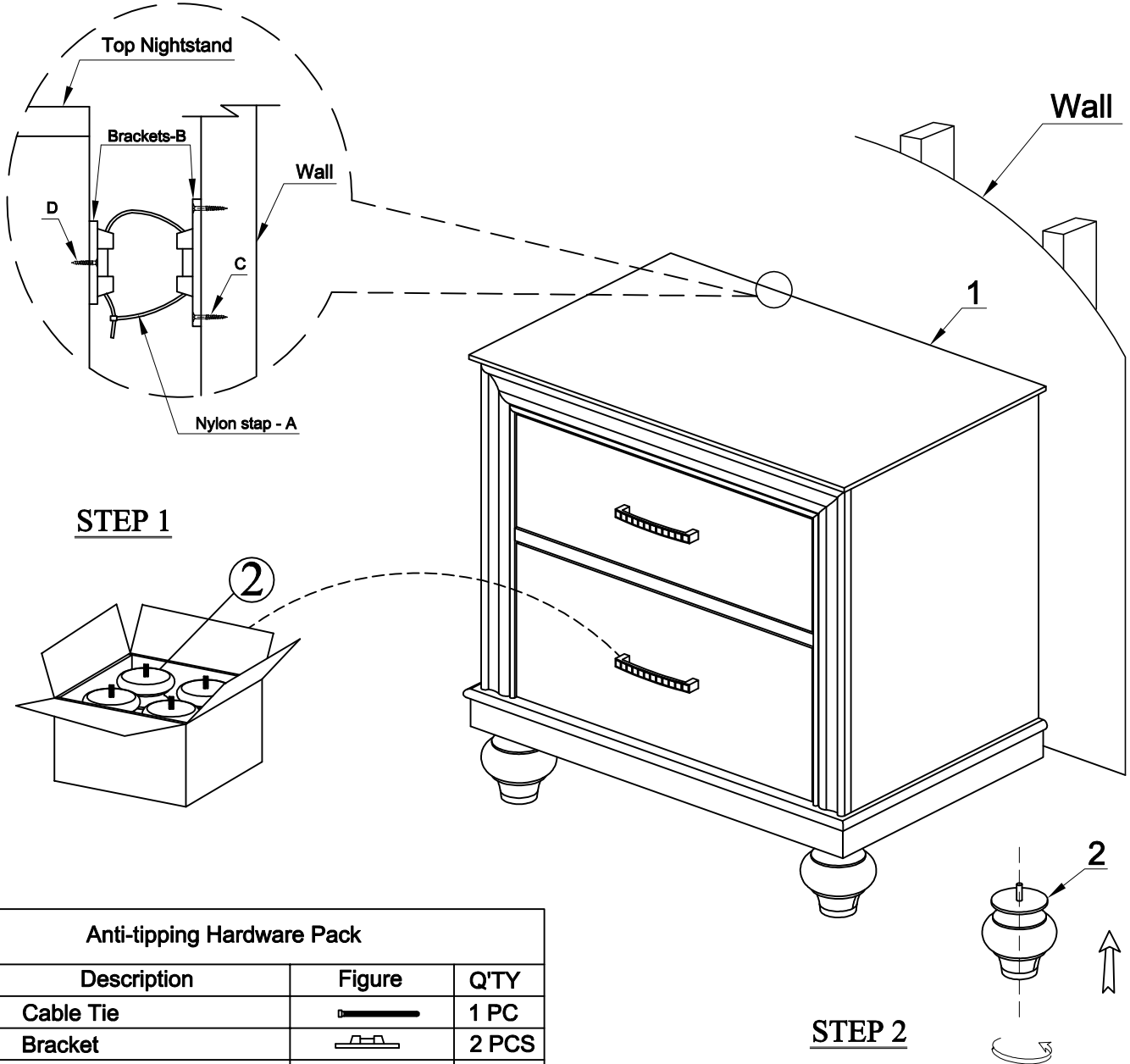


# ASSEMBLY INSTRUCTION

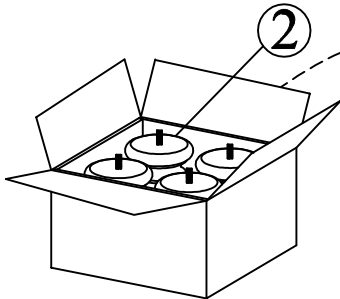
## Item No.: 1436W - 4 Night Stand

Thank you for purchasing this quality product. Be sure to check all packing material carefully for small Hardware which may have come loose inside the carton during shipment. Identify and count all hardware and compare with the hardware list below

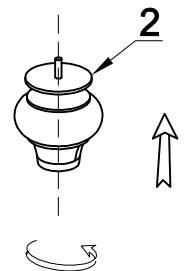
**!** It is recommended to install protective pads under all legs and supports to avoid damage or scratches when placing furniture on a wood floor or other hard surface, and to limit indentation and prevent discoloration if placing on carpet.



### STEP 1



### STEP 2



#### Anti-tipping Hardware Pack

NO.	Description	Figure	Q'TY
A	Cable Tie		1 PC
B	Bracket		2 PCS
C	Screw Ø4*1.25"L		2 PCS
D	Screw Ø4*7/8"L		2 PCS

#### Part List

NO.	Description	Q'TY
1	Night Stand	1 PC
2	Bun Foot	4 PCS

#### NOTE :

**!** Must tighten screws periodically with use. Screws will become loose, check tightness of all screws every 6-8 weeks.