










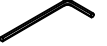
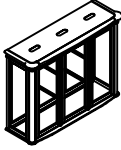




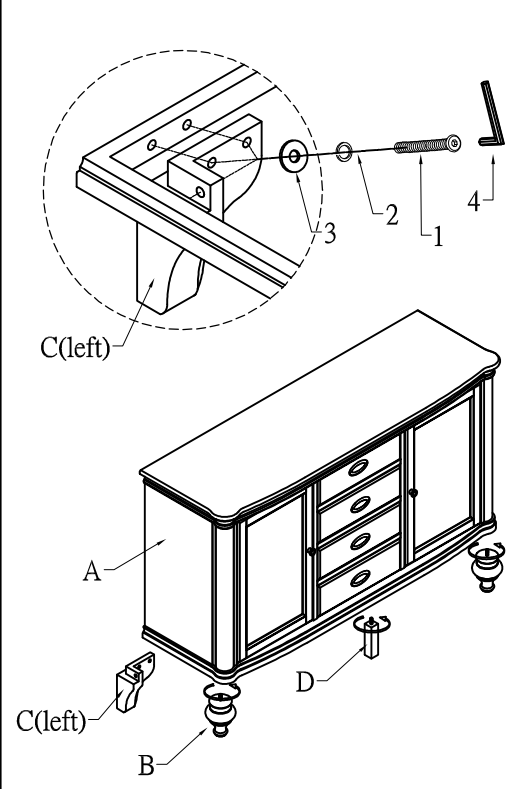
2615DC-50 & 2615DC-55 HUTCH / HUCHE & BUFFET / BUFFET

Thank you for purchasing this product. Please take time to read and follow the instructions below. Check that you have all parts and hardware before assembly. Parts apparently missing are often found in the packing materials. If you do not have all the parts listed, have your dealer contact us and they will be sent to you immediately.

Merci d'avoir acheté ce produit. Veuillez lire et suivre les instructions ci-dessous. Vérifiez avant le montage que vous avez toutes les pièces et fixations. Les pièces qui semblent manquer se trouvent souvent dans les matériaux d'emballage. Si vous n'avez pas toutes les pièces de la liste, demandez à votre détaillant et nous vous les enverrons immédiatement.

PARTS LIST / LISTE DE PIÈCES							
A		Buffet / Buffet	1	HUTCH / HUCHE			
				1		Bolt / Boulon 5/16"*1-1/2"	6
				2		Lock Washer / Rondelle d'arrêt 5/16"	6
				3		Flat Washer / Rondelle Plate 5/16"	6
B		Front Legs / Pieds Avant	2	4		Allen Wrench / Clé Allen	1
				BUFFET / BUFFET			
C		Back Leg(left =1pc, right =1pc) / Pied Arriere	2	5		Bolt / Boulon 1/4"*3/4"	2
				6		Lock Washer / Rondelle d'arrêt 1/4"	2
D		Center Leg / Pied a centre	1	7		Flat Washer / Rondelle Plate 1/4"	2
				8		Allen Wrench / Clé Allen	1
E		Hutch / Huche	1	9		Shelf Support / Support de tablette	8
				10		Glass Shelf / Tablette	6

STEP 1 / ETAPE 1



STEP 2 / ETAPE 2

